



CASED AND UNCASD COILS

High quality coils are designed for use with split system air conditioning and heat pumps, and are AHRI matched to Heat Controller models.

Rifled copper tubing with aluminum fins for optimum heat transfer

Installation flexibility with right or left hand connections for refrigerant and plumbing

Factory-installed TX valve for precise refrigerant control

Heavy duty drain pan is made of polypropylene for corrosion resistance (5 ton models have metal drain pan); multi-position coils also have a powder coated galvanized steel horizontal drain pan

Durable, attractive cabinet of embossed, galvanized steel has furnace connections built in (cased models)

Factory tested with immersion test at 500 psi, then nitrogen pressurized and factory sealed

CASED COILS:

Fully insulated cabinet for quiet operation

Split front panel provides easy access for service

Plate kit for field conversion to downflow configuration is included

These coils are AHRI certified for system applications when matched with Heat Controller outdoor units (heat pumps and condensing units).

See applicable condensing unit or heat pump specification sheets for exact matches.



MCG Series
Multi-Position Cased Coil

VCG Series
Upflow/Downflow Cased Coil



CCG Series
Uncased Coil



MULTI-POSITION CASED COIL


COIL MODELS	W = CABINET WIDTH (inches)	D = CABINET DEPTH (inches)	CH = CABINET HEIGHT (inches)	FITS FURNACE WIDTH (inches)	SHIPPING WEIGHT (lbs)
MCG24TA1E	14	20 ¹ / ₂	19	14 ¹ / ₄	39
MCG24TB1E	17 ¹ / ₂	20 ¹ / ₂	19	17 ¹ / ₂	41
MCG36TA1E	14	20 ¹ / ₂	23	14 ¹ / ₄	52
MCG36TB1E	17 ¹ / ₂	20 ¹ / ₂	23	17 ¹ / ₂	54
MCG36TC1E	21	20 ¹ / ₂	23	21	56
MCG48TB1E	17 ¹ / ₂	21	27	17 ¹ / ₂	65
MCG48TC1E	21	21	27	21	68
MCG48TD1E	24 ¹ / ₂	21	27	24 ¹ / ₂	71
MCG60TC1E	21	21	30	21	78
MCG60TD1E	24 ¹ / ₂	21	30	24 ¹ / ₂	81
HIGH EFFICIENCY COIL MODELS					
MCG24TA2E	14	20 ¹ / ₂	19	14 ¹ / ₄	54
MCG24TB2E	17 ¹ / ₂	20 ¹ / ₂	19	17 ¹ / ₂	56
MCG36TB2E	17 ¹ / ₂	20 ¹ / ₂	23	17 ¹ / ₂	71
MCG36TC2E	21	20 ¹ / ₂	23	21	73
MCG48TB2E	17 ¹ / ₂	21	27	17 ¹ / ₂	84
MCG48TC2E	21	21	27	21	87
MCG48TD2E	24 ¹ / ₂	21	27	24 ¹ / ₂	90
MCG60TC2E	21	21	30	21	95
MCG60TD2E	24 ¹ / ₂	21	30	24 ¹ / ₂	99

Liquid line: 3/8" ODS, suction line 3/4" ODS on 2 and 3 ton units, 7/8" ODS on 4 and 5 ton units.

For bottom duct opening dimensions, subtract 3/4" from width or depth.

For top duct opening, subtract 1-1/2" from width or depth.

Do not use coils with polypropylene drain pans on oil furnaces or other applications where outlet temperatures exceed 300° F.



MODEL NOMENCLATURE

C	C	G	24	T	A	1	E
C = Coil Uncased, Upflow/Downflow M = Coil Cased, Multi-Position V = Cased Coil, Upflow/ Dowflow	CopperTube, Aluminum Fin	'Green' Gas R-410A	Capacity BTUH x 1000	TXV	Cabinet/Coil Size A = 14" Wide B = 17 ¹ / ₂ " Wide C = 21" Wide D = 24 ¹ / ₂ " Wide	1 = Standard 2 = High Efficiency	Series/ Revision

UPFLOW/DOWNFLOW CASED COIL


COIL MODELS	W = CABINET WIDTH (nches)	D = CABINET DEPTH (inches)	H = CABINET HEIGHT (inches)	FITS FURNACE WIDTH (inches)	SHIPPING WEIGHT l(bs)
VCG24TA1E	14	20 ¹ / ₂	16	14 ¹ / ₄	37
VCG24TB1E	17 ¹ / ₂	20 ¹ / ₂	16	17 ¹ / ₂	39
VCG36TA1E	14	20 ¹ / ₂	20	14 ¹ / ₄	50
VCG36TB1E	17 ¹ / ₂	20 ¹ / ₂	20	17 ¹ / ₂	52
VCG36TC1E	21	20 ¹ / ₂	20	21	54
VCG48TB1E	17 ¹ / ₂	21	24	17 ¹ / ₂	62
VCG48TC1E	21	21	24	21	65
VCG48TD1E	24 ¹ / ₂	21	24	24 ¹ / ₂	68
VCG60TC1E	21	21	28	21	75
VCG60TD1E	24 ¹ / ₂	21	28	24 ¹ / ₂	78
HIGH EFFICIENCY COIL MODELS					
VCG24TA2E	14	20 ¹ / ₂	16	14 ¹ / ₄	52
VCG24TB2E	17 ¹ / ₂	20 ¹ / ₂	16	17 ¹ / ₂	54
VCG36TB2E	17 ¹ / ₂	20 ¹ / ₂	20	17 ¹ / ₂	69
VCG36TC2E	21	20 ¹ / ₂	20	21	71
VCG48TB2E	17 ¹ / ₂	21	24	17 ¹ / ₂	82
VCG48TC2E	21	21	24	21	85
VCG48TD2E	24 ¹ / ₂	21	24	24 ¹ / ₂	88
VCG60TC2E	21	21	28	21	91
VCG60TD2E	24 ¹ / ₂	21	28	24 ¹ / ₂	95

Liquid line: 3/8" ODS, suction line 3/4" ODS on 2 and 3 ton units, 7/8" ODS on 4 and 5 ton units.

For bottom duct opening dimensions, subtract 3/4" from width or depth.

For top duct opening, subtract 1-1/2" from width or depth.

Do not use coils with polypropylene drain pans on oil furnaces or other applications where outlet temperatures exceed 300° F.




UNCASED COIL

COIL MODELS	W = PAN WIDTH (nches)	D = PAN DEPTH (inches)	H = BARE SLAB HEIGHT (inches)	FITS FURNACE WIDTH (inches)	SHIPPING WEIGHT (lbs)
CCG24TA1E	13	19 ³ / ₈	12	14 ¹ / ₄	27
CCG24TB1E	16	19 ³ / ₈	12	17 ¹ / ₂	29
CCG36TA1E	13	19 ³ / ₈	16	14 ¹ / ₄	36
CCG36TB1E	16	19 ³ / ₈	16	17 ¹ / ₂	38
CCG36TC1E	19 ¹ / ₂	19 ³ / ₈	16	21	40
CCG48TB1E	16	19 ³ / ₈	20	17 ¹ / ₂	45
CCG48TC1E	19 ¹ / ₂	19 ³ / ₈	20	21	48
CCG48TD1E	23	19 ³ / ₈	20	24 ¹ / ₂	51
CCG60TC1E	19 ¹ / ₂	19 ³ / ₈	24	21	54
CCG60TD1E	23	19 ³ / ₈	24	24 ¹ / ₂	57
HIGH EFFICIENCY COIL MODELS					
CCG24TA2E	13	19 ³ / ₈	14	14 ¹ / ₄	41
CCG24TB2E	16	19 ³ / ₈	14	17 ¹ / ₂	43
CCG36TB2E	16	19 ³ / ₈	18	17 ¹ / ₂	56
CCG36TC2E	19 ¹ / ₂	19 ³ / ₈	18	21	59
CCG48TB2E	16	19 ³ / ₈	22	17 ¹ / ₂	64
CCG48TC2E	19 ¹ / ₂	19 ³ / ₈	22	21	67
CCG48TD2E	23	19 ³ / ₈	22	24 ¹ / ₂	70
CCG60TC2E	19 ¹ / ₂	21 ³ / ₄	26	21	65
CCG60TD2E	23	21 ³ / ₄	26	24 ¹ / ₂	68

Liquid line: 3/8" ODS, suction line 3/4" ODS on 2 and 3 ton units, 7/8" ODS on 4 and 5 ton units.

Do not use coils with polypropylene drain pans on oil furnaces or other applications where outlet temperatures exceed 300° F.



Design, specifications, performance data and materials subject to change without notice.

Comfort-Aire®

1900 Wellworth Ave., Jackson MI 49203 • Ph. 517-787-2100 • www.comfort-aire.com

