

GUH/GDD92C

SPECIFICATIONS

Configurations

- Upflow / Horizontal
- Downflow

Heat Exchanger Design

- Aluminized steel primary heat exchanger with crimped non-welded construction
- AL 29-4c stainless steel secondary heat exchanger

Burner

- 11k BTUH burners and sealed burner box provide soft ignition and quiet operation

Cabinet Design

- Compact 33" height
- Standardized widths for easy coil fit

Air Delivery System

- Multi-speed high efficiency (constant torque) blower motor
- Easily removable slide-out blower design

Controls

- Single stage gas valve
- Self diagnostics save last 10 fault codes regardless of power interruption
- Durable silicon nitride igniter
- Electronic air cleaner and humidifier terminals

Venting

- Certified for direct vent and indirect (1 and 2 pipe applications)

Installation Features

- Left or right gas and utility connection
- Zero step horizontal conversion
- Removable floor base (upflow/horizontal units) for bottom return air

SINGLE STAGE CONSTANT TORQUE GAS FURNACE

92%

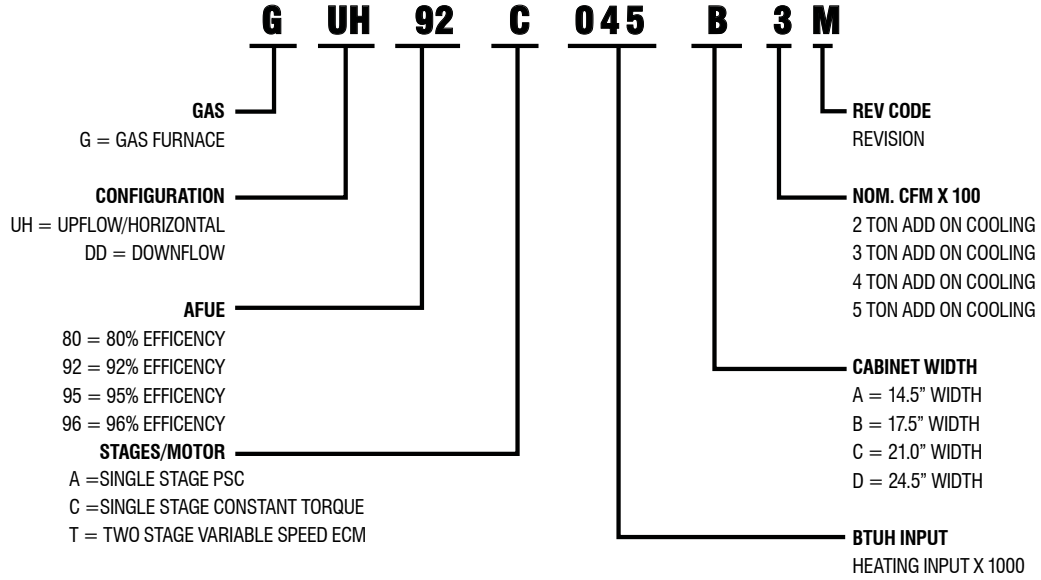


Comfort-Care[®]

Warranty—20 years on heat exchanger, 6 years on parts
(Some limitations apply; see printed warranty for details.)

www.marsdelivers.com

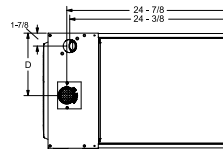
MODEL NUMBER GUIDE



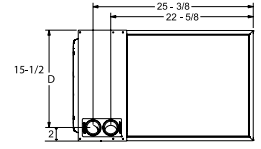
DIMENSIONS (IN.)

Model		A	B	C	D
UPFLOW/HORIZONTAL	GUH92C045B3M	17-1/2	16-3/8	16	9-5/16
	GUH92C070B3M	17-1/2	16-3/8	16	9-5/16
	GUH92C090C3M	21	19-7/8	19-1/2	11-5/16
	GUH92C090C4M	21	19-7/8	19-1/2	11-5/16
	GUH92C110C4M	21	19-7/8	19-1/2	11-5/16
	GUH92C110C5M	21	19-7/8	19-1/2	11-5/16
DOWNFLOW	GDD92C045B3M	17-1/2	16-3/8	16	15-1/2
	GDD92C070B3M	17-1/2	16-3/8	16	15-1/2
	GDD92C090C4M	21	19-7/8	19-1/2	19

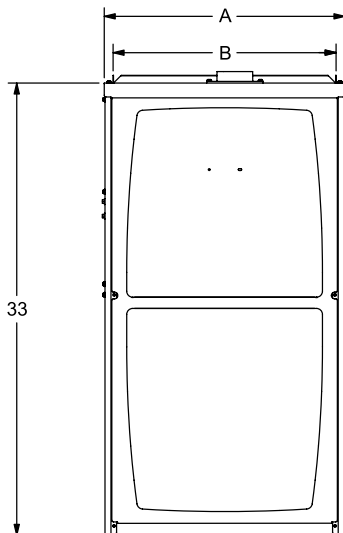
UPFLOW/HORIZONTAL TOP VIEW



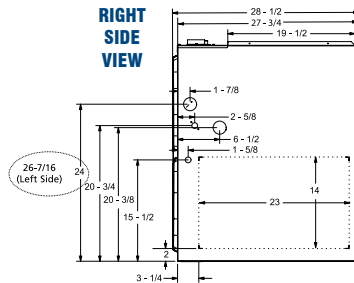
DOWNFLOW TOP VIEW



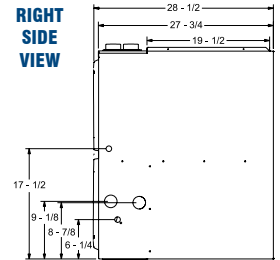
FRONT VIEW



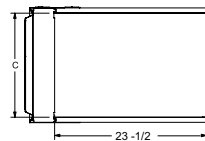
RIGHT SIDE VIEW



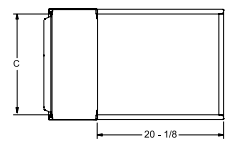
RIGHT SIDE VIEW



BOTTOM VIEW



BOTTOM VIEW



BLOWER PERFORMANCE DATA

Model	Motor Size (hp)	Blower Size	Heating Temp Rise (F°)	Blower Speed	Heating CFM @ .10" - .30" w.c.								
					0.10	0.20	0.30	0.40	0.50	0.60	0.70	0.80	
UPFLOW / HORIZONTAL	GUH92C045B3M	1/2	10 x 8	25 - 55	High	1390	1355	1330	1295	1265	1240	1210	1160
					Med/High	1270	1230	1205	1180	1140	1100	1065	1030
					Med	1135	1100	1060	1025	995	955	920	880
					Med/Low	885	850	795	755	720	670	615	580
					Low	735	680	625	570	515	475	425	355
	GUH92C070B3M	1/2	10 x 8	40 - 70	High	1395	1365	1340	1305	1270	1250	1210	1185
					Med/High	1270	1245	1215	1180	1145	1110	1080	1045
					Med	1145	1100	1080	1040	1005	970	930	885
					Med/Low	910	865	815	760	720	685	635	600
					Low	705	655	600	550	505	455	405	355
	GUH92C090C3M	1/2	10 x 8	50 - 80	High	1375	1340	1310	1275	1450	1210	1170	1135
					Med/High	1315	1285	1260	1225	1190	1160	1130	1105
					Med	1125	1090	1055	1015	965	920	885	855
					Med/Low	885	840	780	730	675	620	580	535
					Low	730	685	645	590	535	495	455	405
	GUH92C090C4M	3/4	10 x 10	45 - 75	High	1675	1655	1615	1595	1560	1525	1490	1445
					Med/High	1475	1460	1410	1365	1335	1295	1260	1230
					Med	1365	1315	1290	1245	1200	1160	1105	1085
					Med/Low	1275	1230	1195	1155	1105	1060	1015	980
					Low	1160	1110	1065	1010	965	915	875	830
GUH92C110C4M	3/4	10 x 10	50 - 80	High	1715	1680	1640	1615	1580	1540	1515	1470	
				Med/High	1495	1470	1425	1395	1345	1315	1285	1230	
				Med	1380	1355	1300	1260	1225	1180	1135	1095	
				Med/Low	1295	1255	1220	1170	1130	1080	1035	995	
				Low	1175	1135	1085	1025	975	935	895	850	
GUH92C110C5M	1	11 1/2 x 10	45 - 75	High	2120	2085	2040	2005	1965	1935	1885	1855	
				Med/High	1880	1830	1795	1760	1710	1680	1635	1600	
				Med	1715	1665	1630	1585	1540	1510	1485	1440	
				Med/Low	1605	1560	1515	1470	1425	1390	1345	1305	
				Low	1435	1360	1325	1270	1230	1180	1140	1085	
DOWNFLOW	GDD92C045B3M	1/2	10 x 8	25 - 55	High	1395	1365	1330	1305	1275	1245	N/A	N/A
					Med/High	1270	1245	1215	1180	1140	1110	1080	1030
					Med	1145	1105	1070	1025	980	950	910	870
					Med/Low	845	795	740	700	660	615	585	545
					Low	695	640	575	530	485	445	390	335
	GDD92C070B3M	1/2	10 x 8	40 - 70	High	1380	1345	1325	1295	1260	1235	1185	N/A
					Med/High	1265	1240	1215	1175	1135	1105	1080	1040
					Med	1140	1090	1060	1025	985	955	910	865
					Med/Low	860	810	770	710	670	620	585	540
					Low	700	645	590	530	490	440	395	340
	GDD92C090C4M	3/4	10 x 10	45 - 75	High	1695	1680	1640	1605	1575	1550	1490	N/A
					Med/High	1495	1445	1410	1385	1355	1310	1265	1240
					Med	1365	1315	1285	1245	1215	1165	1125	1075
					Med/Low	1265	1240	1200	1160	1115	1085	1030	995
					Low	1160	1110	1070	1020	675	625	885	825

PHYSICAL AND ELECTRICAL DATA

Model	Input (Btuh)	Output * (Btuh)	AFUE (ICS)	Nominal* Cooling Capacity (tons)	Gas Inlet (in.)	Volts/ Hertz/ Phase	Max. Time Delay Breaker or Fuse	Nominal F.L.A.	Trans. (V.A.)	Approx. Shipping Weight (lbs.)	
UPFLOW / HORIZONTAL	GUH92C045B3M	44,000	42,000	92.1%	1.5-3	1/2	120-60-1	15	6.8	40	121.5
	GUH92C070B3M	66,000	63,000	92.1%	1.5-3	1/2	120-60-1	15	6.8	40	128.5
	GUH92C090C3M	88,000	84,000	92.1%	1.5-3	1/2	120-60-1	15	6.8	40	145.0
	GUH92C090C4M	88,000	84,000	92.1%	2.5-4	1/2	120-60-1	15	8.4	40	145.0
	GUH92C110C4M	110,000	104,000	92.1%	2.5-4	1/2	120-60-1	15	8.4	40	157.0
	GUH92C110C5M	110,000	105,000	92.1%	3-5	1/2	120-60-1	15	10.9	40	159.0
DOWNFLOW	GDD92C045B3M	44,000	42,000	92.1%	1.5-3	1/2	120-60-1	15	6.8	40	123.5
	GDD92C070B3M	66,000	63,000	92.1%	1.5-3	1/2	120-60-1	15	6.8	40	129.5
	GDD92C090C4M	88,000	84,000	92.1%	2.5-4	1/2	120-60-1	15	8.4	40	152.0

Note: For vent length and clearances to combustibles, please reference installation instructions.

* At full capacity

ACCESSORY LIST

CATALOG NUMBER	DESCRIPTION
External Filter Rack Kits	
1.841018	1 pack (16 x 25)
1.841039	10 pack (16 x 25)
Natural to LP Kits	
11K50	1-Stage - 90%
11K45	High Altitude 2-Stage >7500'
17H62	1-Stage - 90% - For 030 Capacity Only
17H90	High Altitude (>7500') - For 030 Capacity Only
Return Air Base	
68W62	17.5" B Width
68W63	21.0" C Width
Night Service Kits	
18F15	Single Stage
Horizontal Suspension Kit	
51W10	80% & 90% Kit
Flush Mount Termination (90% Furnaces only) US Only	
51W11	2" & 3" Vent Version
Concentric Vent Kit (90% Furnaces only) US Only	
71M80	1-1/2" Vent Version
69M29	2" Vent Version
60L46	3" Vent Version
2-Stage Compressor Kit	
85W66	Blower Relay Kit
Twinning Kit	
16W72	Constant Torque Gas Furnace Twinning Kit

For vent length and clearances to combustibles, please reference installation instructions.

"This product complies with all California product labeling laws including, but not limited to, the Safe Drinking Water and Toxic Enforcement Act of 1986, more commonly known as Proposition 65."

Due to ongoing product improvements, specifications and dimensions are subject to change and correction without notice or incurring obligations. Determining the application and suitability for use of any product is the responsibility of the installer. Additionally, the installer is responsible for verifying dimensional data on the actual product prior to beginning any installation preparations. Third party incentive and rebate programs have precise requirements as to product performance and certification. All products meet applicable regulations in effect on date of manufacture; however, certifications are not necessarily granted for the life of a product. Therefore, it is the responsibility of the applicant to determine whether a specific model qualifies for these incentive/rebate programs.