



H19 Series BASO® Automatic Shutoff Pilot Gas Valve

The H19A_ Series pilot valves provide safe lighting and complete shutoff in the event that the flame heating the thermocouple is extinguished. The H19A_ valve can be used with natural gas and LP gas, at pressures up to 0.5 psi. Typical applications include heaters, commercial cooking equipment and similar applications.



Figure 1: H19A_ Automatic Pilot Valve

The H19ME valve is for use in catalytic heater applications only and provides a lower milliamp dropout range. The H19ME valve can be used with natural gas and LP gas, at pressures up to 0.5 psi.



Figure 2: H19ME Automatic Pilot Valve

Features and Benefits	
<input type="checkbox"/> Compact	Permits installation in dimensionally restricted applications
<input type="checkbox"/> Safe Lighting	Allows gas flow only to the pilot valve during lighting (H19A_ only)
<input type="checkbox"/> Reliable	Proven with thousands of units in service

Product Overview

Application

H19 valves are intended for use with a continuous ignition source and are suitable for use with natural gas, Liquefied Petroleum (LP) gas or LP gas-air mixtures at pressures up to 0.5 psi (35 mbar). The H19 is suitable for operation over a (surface) temperature range of 32 to 150°F (0 to 66°C) for H19A_ valves and -40 to 150°F (-40 to 66°C) for H19ME valves.

Description

H19 valves are 100% shutoff devices with compact, cast aluminum valve bodies. In case of flame failure, the H19 valve closes within 90 seconds. A rotor B valve is provided on certain models to manually adjust pilot flame size. The flow interruption feature allows gas to flow only to the pilot during the lighting operation.

Mounting

H19 valves may be mounted in any position, which permits the reset button to be located in the most accessible location. See Figure 5 and Figure 6.

Dimensions

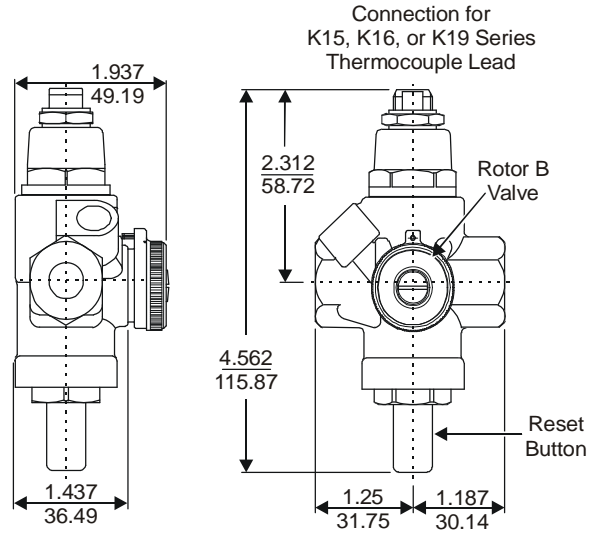


Figure 3: H19A_ Dimensions, in. (mm)

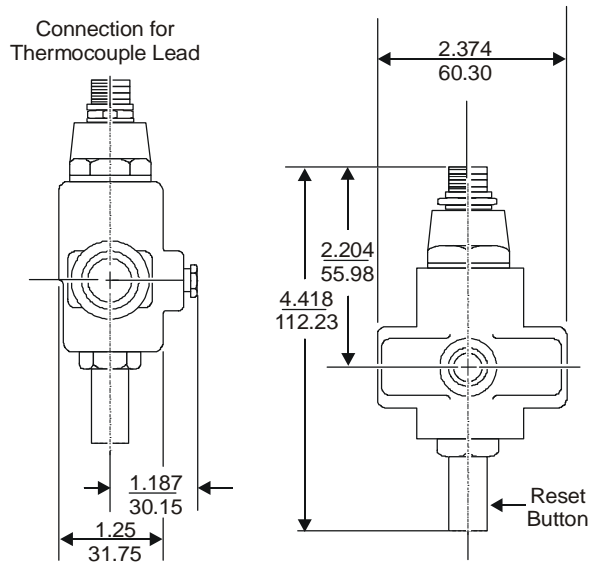


Figure 4: H19ME Dimensions, in. (mm)

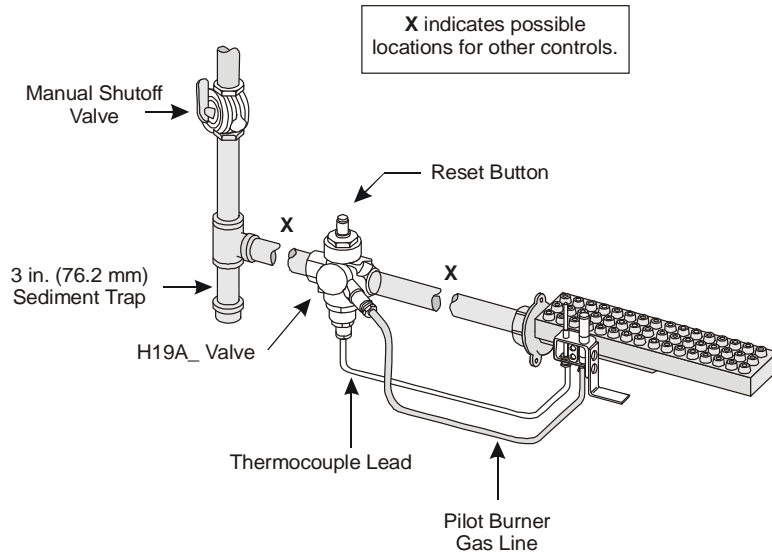


Figure 5: Typical H19A_ Installation

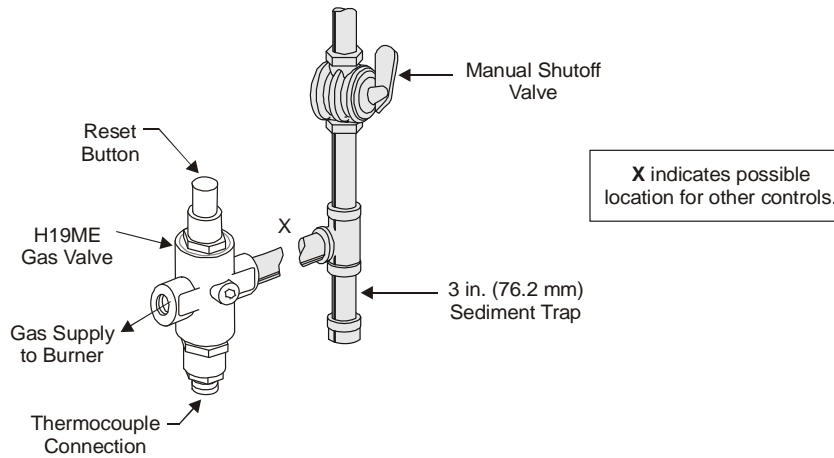


Figure 6: Typical H19ME Installation

Ordering Information

H 1 9 - - - - -

Customer-Specific Requirements

Letter	Rotor B Valve	Dropout in Milliamps
A =	No	100 - 300
E =	No	45 - 165
L =	Yes	100 - 300

Letter	Capacity		Flow Interrupter	Inlet/Outlet
	Btu/hr	kW		
A =	140,000	41	Yes	3/8 x 3/8
M =	75,000	22	Yes	3/8 x 3/8

The presence of a particular construction in this information does not guarantee its availability. Consult BASO Gas Products for available constructions.

Figure 7: H19 Ordering Matrix

Technical Specifications

Product	H19 Series BASO Automatic Shutoff Pilot Gas Valve
Maximum Operating Pressure	0.5 psi (35 mbar)
Permissible Ambient (Surface) Temperature	H19A_: 32 to 150°F (0 to 66°C) H19ME: -40 to 150°F (-40 to 66°C)
Valve Body	Aluminum
Recommended Thermocouple Lead Lengths	K15: 12 to 48 in. (305 to 1,220 mm) K16: 12 to 72 in. (305 to 1,830 mm) K19: 18 to 72 in. (457 to 1,830 mm)
Inlet and Outlet Pipe Size	3/8 x 3/8 in. NPT
Types of Gas	Natural, Liquefied Petroleum (LP) and LP gas-air mixtures
Packaging	Bulk pack supplied to original equipment manufacturer (individual pack optional)
Bulk Pack Quantity	60
Bulk Pack Weight	30 lb (14 kg)
Agency Listing	CSA (AGA/CGA) Certificate Number 229521-1656106 UL Recognized File Number MH2926 (H19AA only)
Specification Standards	ANSI Z21.20, CAN1-6.4 ANSI Z21.21, CSA 6.5 ANSI Z21.78, CSA 6.20 UL Standard 372

Performance specifications are nominal and conform to acceptable industry standards. All agency certification of BASO products is performed under dry and controlled indoor environmental conditions. Use of BASO products beyond these conditions is not recommended and may void the warranty. Product must be protected if exposed to water (dripping, spraying, rain, etc.) or other harsh environments. The original equipment manufacturer or end user is responsible for the correct application of BASO products. Consult BASO Gas Products LLC for questionable applications. BASO Gas Products LLC shall not be liable for damages or product malfunctions resulting from misapplication or misuse of its products.

Refer to the *H19 Series BASO® Automatic Shutoff Pilot Gas Valve Installation Instructions (Part No. BASO-INS-H19)* for necessary information on the installation, use, and servicing of this product.



BASO Gas Products LLC

1007 South 12th Street
PO Box 170
Watertown, WI 53094
1-877-227-6427 (1-877-BASOGAS)

Printed in U.S.A.
www.baso.com