

AprilAire[®]

Air Cleaner

SPECIFICATION SHEET

Models 2216/2416/2516

2000 Series Air Cleaners with Allergy & Asthma
MERV 16 Filters



FEATURES

- Ships with Allergy & Asthma MERV 16 filter
- Accepts Aprilaire Clean Air MERV 11, Healthy Home MERV 13 or Odor Reduction MERV 13 filter
- Model 2516 Air Cleaner with a 516 filter features lowest resistance for MERV 16 filter on the market—.10" w.c. @1200 CFM*
- Minimal maintenance required — simply replace filter every six months
- Made of corrosion-resistant heavy-gauge painted steel
- Proprietary door design and Self-Seal™ technology virtually eliminates air bypass, delivering MERV performance as rated
- UL listed air cleaners, UL classified MERV 16 filters
- Load rated up to 400 lbs.
- 5-year warranty on cabinet from date of installation

BENEFITS

- Captures up to 96%* of airborne particles the size of viruses
- Removes 99% of allergy and asthma triggers from indoor air
- Offers equipment protection from dust buildup, reducing profit-robbing callbacks
- Assured system performance through low static pressure
- Superior performance over one-inch filters — next to no bypass, longer filter life, traps more particles

*Contaminants remove based on air passing through the filtering system.

PRODUCT SPECIFICATIONS

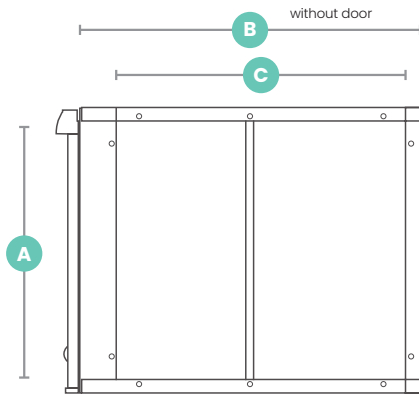
	Nominal Size (In Inches)	Shipping Weight
Model 2216	20 x 25	20 lbs.
Model 2416	16 x 25	19.25 lbs.
Model 2516	31 x 28	24.9 lbs.

MERV 16		
Replacement filter	Resistance @ Airflow Volume (Inches w.c. @CFM)	Filtering Media Area
Model 216	.06"@400 .17"@1000 .09"@600 .23"@1200 .13"@800 .29"@1400 .36"@1600	47.8 sq. ft.
Model 416	.07"@400 .18"@1000 .10"@600 .24"@1200 .13"@800 .31"@1400	42.3 sq. ft.
Model 516	.04"@400 .15"@1600 .05"@600 .18"@1800 .07"@800 .21"@2000 .09"@1000 .24"@2200 .10"@1200 .27"@2400 .13"@1400 .31"@2600	75.6 sq. ft.

Removal efficiency (Based on Particle Size)

	0.3-1.0 Microns	1.0-3.0 Microns	3.0-10 Microns
MERV 16	96%	98%	99%

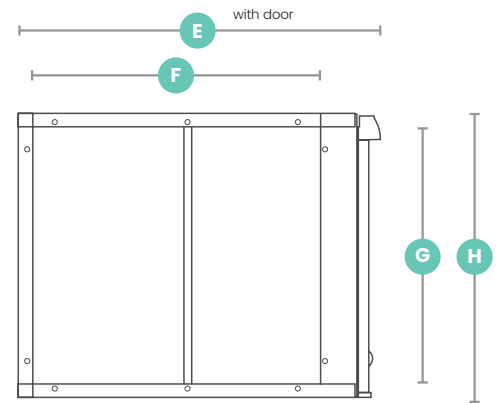
Right Side



Front

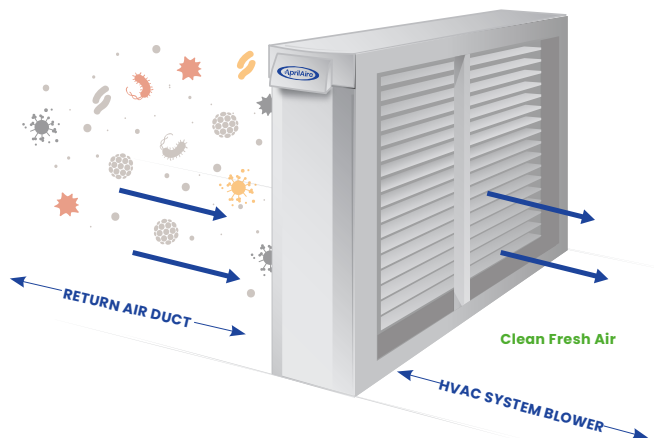


Left Side









Dim.	Description	Model		
		2216	2416	2516
A	Inlet Opening Height	19 3/4" (502mm)	15 7/16" (392mm)	28 23/32" (729mm)
B	Outer Housing Depth without Door	25 3/8" (645mm)	28 1/16" (713mm)	28 1/16" (713mm)
C	Inlet Opening Width	21 3/16" (538mm)	23 7/8" (606mm)	23 7/8" (606mm)
D	Unit Width	6 3/4" (171mm)	6 3/4" (171mm)	6 3/4" (171mm)
E	Outer Housing Depth with Door	27 3/8" (695mm)	30 1/16" (764mm)	30 1/16" (764mm)
F	Outlet Opening Width	21 3/16" (538mm)	23 7/8" (606mm)	23 7/8" (606mm)
G	Outlet Opening Height	19 3/4" (502mm)	15 7/16" (392mm)	28 23/32" (729mm)
H	Unit Height	22 1/16" (560mm)	17 3/4" (451mm)	31" (787mm)

REPLACEMENT FILTER



Same protection is recommended for all HVAC types. Including downflow, upflow and horizontal configurations.

Ships With	 AprilAire Air Filter  Removes up to 99% of Asthma Triggers		  
	Model 2216	Filter Model 216	
	Model 2416	Filter Model 416	
	Model 2516	Filter Model 516	